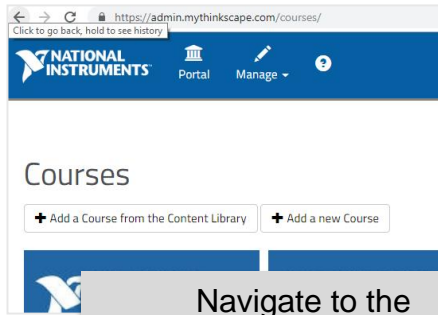



# Adding additional Instances of Courses from Your Content Library



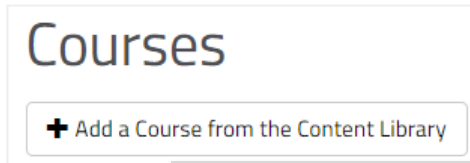
Navigate to the  
**Thinkscope Admin Portal**

1



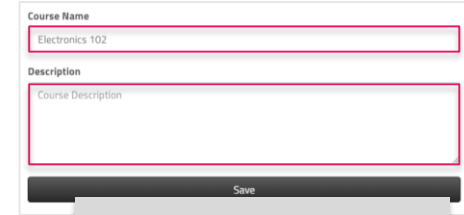
Click on the **course** in the  
list that you want to add

3



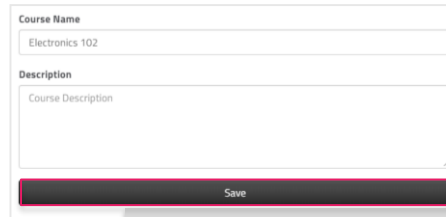
Click **Add a Course from the  
Content Library**

2



Enter an alternate  
**Name and Description**

4



Click **Save**, an additional  
instance will be added to your course list

5