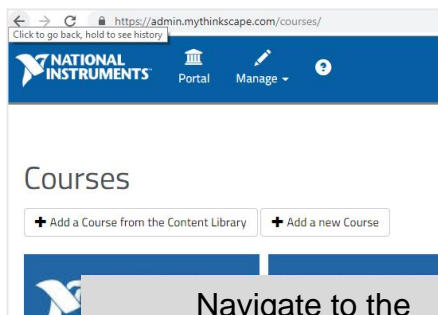
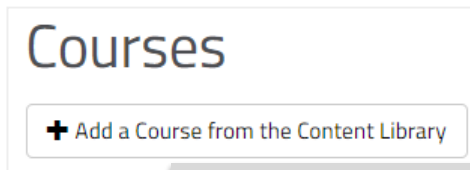


Adding additional Instances of Courses from Your Content Library




Navigate to the
Thinkscope Admin Portal

1



Click **Add a Course from the Content Library**

2



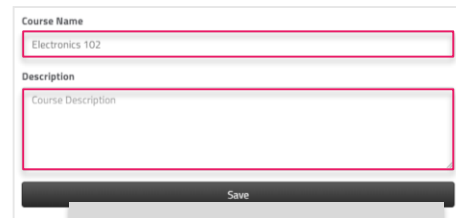
Click on the **course** in the list that you want to add

3



Click **Save**, an additional instance will be added to your course list

5



Enter an alternate
Name and **Description**

4



Enable
EDUCATION