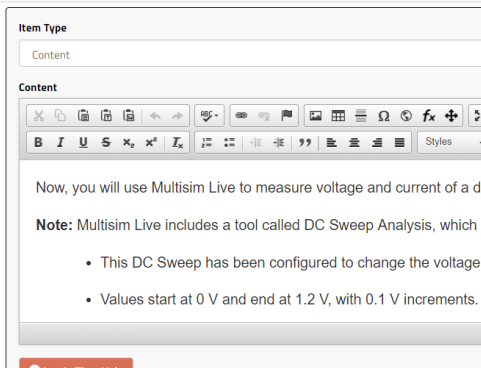
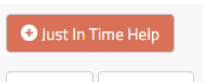


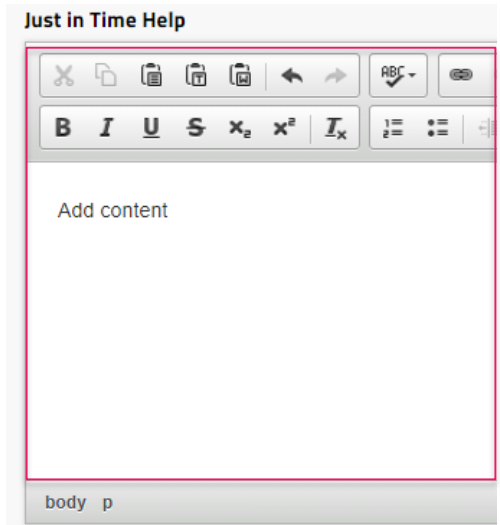
# Adding Just In Time Help



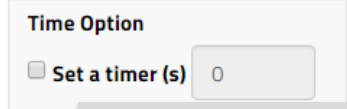
1 Navigate to and open the Step you need to add Help



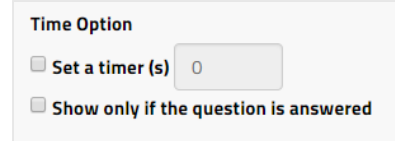
2 Click **Just In Time Help**



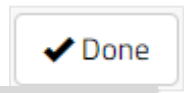
3 Add **Content**, in the same way it is added in the **Item Content** window



4 If required, check **Set a timer** and enter delay before Help is displayed in **seconds**



5 If an inline assessment, an additional option is available: **Show only if the question is answered**



6 Click **Done**, to save