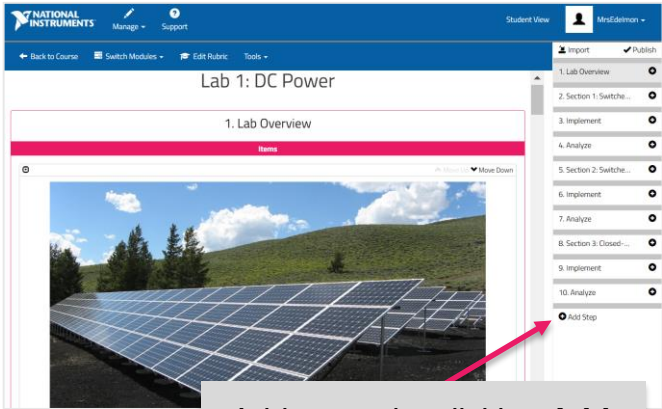
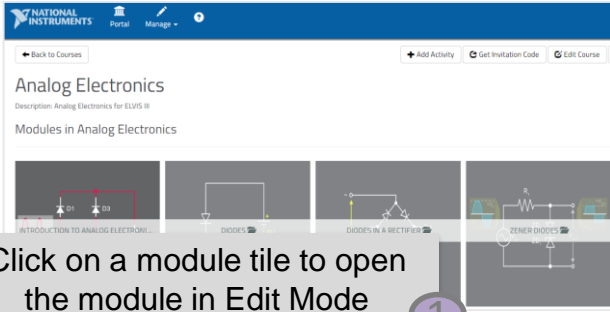
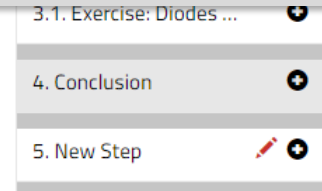


Adding a New Step



A new step will be listed in the step list and added at the end of the module.



Enter the name of the step in the **Step Name** field and a step description in the **Step Description** field

Step Name
New Step

Step Description

Done Advanced

Items

Adding a New Step

Step Name
New Step

Step Description

Done Advanced

Items

Click **Advanced** for more settings

5

Completion Requirements will disable the following step until the student completed the checked items. By default, only content viewed is checked.

Step Prerequisites indicate which steps prior to this step must be completed before this step is available to the student. By default, no prerequisites are checked.

Step Description

Advanced Settings

Completion Requirements

- Select All Requirements
- Content Viewed
- Files Opened
- All JIT Help Opened
- Inline Assessment

Step Prerequisites

- Lab Overview
- Diodes
- Simulate: Explore the Behavior of a Diode
- Implement: Observing Diode Behavior
- Exercise: Diode Measurements
- Simulate: Diodes in a Clipper Circuit
- Analysis
- Diodes in a Half-Wave Rectifier
- Exercise: Diodes in a Half-Wave Rectifier
- Conclusion

Settings

Whitespace (%)

Done Advanced

Check any **Completion Requirements** or **Step Prerequisites** you need

6

Click **Done** to save

7